



*Saint Joseph's*  
CATHOLIC SCHOOL

Design and Technology Department

## **Y8 High Achievers Booklet**

## DESIGN TASK

Create a pictorial word, the image should replicate the word chosen. Start by drawing a light, accurate outline of the object, then fit the letters in.

Once you have the letters in place rub out the outline.



Use the words below if you are struggling.

FISH,  
RAINBOW,  
PHONE.  
GUITAR.

Use coloured pencil or illustration markers to add a rendered surface, do not forget the highlights.



**DESIGN THEME: Prototype block modelling of children's hand held products based on the theme of wildlife.**

### DESIGN BRIEF

A company wants to introduce a new toothbrush for children.

### DESIGN CRITERIA

You have been asked to design the handle for the toothbrush.

The toothbrush handle must:

- be based on the theme of wildlife
- appeal to children up to the age of 10 years
- be suitable for small hands to grip.

### TASK


Create a portfolio complete with various types of research and analysis into existing products. Include various design ideas that's fulfil the specification and design brief. You may produce a prototype of your final design Idea.

### DESIGN TASK

Design and make a pop-up image from a sheet of paper, for a target market and theme of your choice.

Consider experimenting with different designs and shapes.

You could decorate it using decorative papers.



## DESIGN AND MAKING TASK

Design and make an innovative new bug box to attract insects to your garden.

(It could be a prototype out of card)

Photograph your final product.



More bug  
houses on  
KLMallows



## COMPETITION TASK

Design and make an environmentally friendly Easter Egg Package that could be batch produced for a chocolate company of your choice.



KS3  
Competition  
prizes  
available!

**Your Package MUST have:**

Brand logo.

A theme

Nutrition information.

Disposable information or logo.

An indication of what the package contains.

## DESIGN AND MAKING TASK

Using 2 fair trade ingredients make a product that would be suitable for sale at a farmers market.


Hand in the recipes and a photograph of your final product.



## DESIGN AND MAKING TASK


Make an attractive and tasty dessert using at least 2 fresh fruits for you and a friend to share.

Hand in the recipe and a photograph of you dessert.



## DESIGN TASK

Design an illuminated letter inspired by your favourite season.



## DESIGN AND MAKING TASK

Design and make a small toy with at least one moving part using either cams or elastic bands.  
Hand in your design drawing and moving toy product.

