



Saint Joseph's
CATHOLIC SCHOOL

Year 10 Parents Information Evening



Saint Joseph's
CATHOLIC SCHOOL

Welcome to Year 11



“Education is the most powerful weapon which you can use to change the world” – Nelson Mandela. ...

[This Photo](#) by Unknown Author is licensed under [CC BY-SA-NC](#)



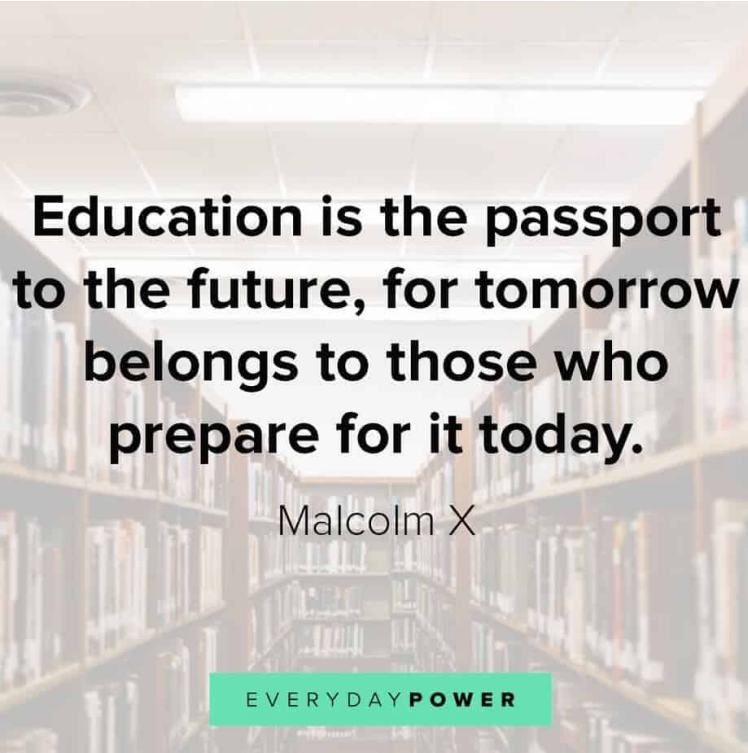
Saint Joseph's
CATHOLIC SCHOOL

An Exciting Time Ahead of Us...

By the time you see this we will have elected our new head student and be thinking about the challenges of sports day.

Looking ahead to September, Mrs. Barratt and myself (Directors of Learning, DoL) will be guiding the students through their final year supported by their tutors.

They will be choosing sixth form colleges or apprenticeships and working towards their final examinations in Summer 2022.



**Education is the passport
to the future, for tomorrow
belongs to those who
prepare for it today.**

Malcolm X

EVERYDAY **POWER**



Saint Joseph's
CATHOLIC SCHOOL

Attendance, Uniform, Expectations

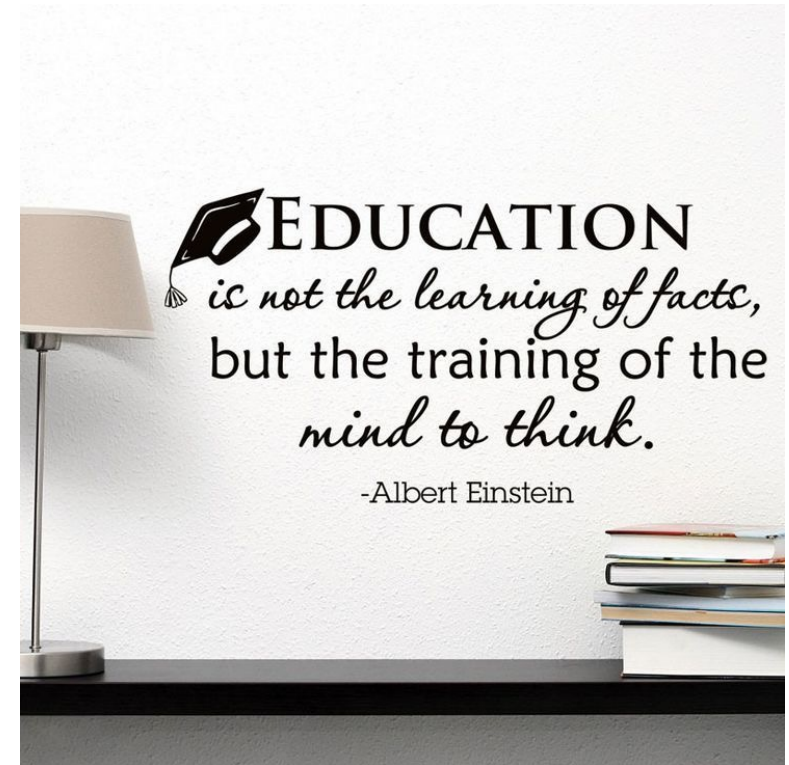
Attendance is not normally an issue with year 11 – however, this is the year that they need to have the best attendance possible.

We will monitor their well-being and mental health.

We will push the message that they must eat, drink and sleep well during the year.

If you have any concerns, over their progress or well-being please speak to the tutor or DoL and we will make a referral for you to Pastoral.

Our expectation is that students are in school, learning, in correct uniform, and happy.





Saint Joseph's
CATHOLIC SCHOOL

Reports & Mock Review



Saint Joseph's
CATHOLIC SCHOOL

Progress Review Reports

- Earlier in the year we developed a new reporting system that better accounts for time missed, periods of remote learning and changing circumstances.
- What follows is an explanation of how to read the reports and how to initiate contact should you have any concerns.

Progress in relation
to achieving
Target Grade

Exceeding	Achieving	Below	Concern
1	10	3	0

Target Grade	Progress	Focus 1	Focus 2	Focus 3	Focus 4	Focus 5	Focus 6	Focus 7	Focus 8	Specific Focus
English	SM +	Y	Y	Y	Y	Y	Y	Y		Excellent start with focused attention. Use SQUAD process to support writing.
Mathematics	SM =									Excellent class work and homework. Revise for tests.
Science	SM =								Y	Use Seneca to support your learning.
ICT	SM =								Y	Increase use and accuracy of topic terminology
French	SM -		Y	Y						Always include an opinion and why you think that
Spanish	SM =									
Geography	SM =		Y							Use success criteria and mark schemes when preparing for assessments.
History	SM =									Make links between causes and prioritise them.
Art	SM -								Y	Use flightpath criteria for tasks
Music	SM =								Y	Find chances to do music outside of lessons
Performing Arts	SM =					Y	Y	Y	Y	Project your voice during performances to the class.
Product Design	SM -									Use flightpath criteria for tasks
PE	SM =								Y	Keep improving understanding to help performance.
Religious Studies	SM =									Use evidence to explain in great details
Technology	SM =		Y	Y					Y	Practice cooking at home to build confidence. Improve independent research.

To best support increased progress, teachers have highlighted the following aspects:

Focus 1. Improving behaviour for learning.

1

Focus 2. Engaging in class discussion.

4

Focus 3. Seek support when needed.

3

Focus 4. Improving personal organisation

1

Focus 5. Responding to teachers marking.

2

Focus 6. Completing homework to a high standard.

2

Focus 7. Always being equipped to learn.

2

Focus 8. Increasing use of specialist terminology.

7

We hope that you find the information above useful in supporting you in your conversations around learning and progress.

Should you wish to contact the school, your child's teacher, or director of learning to discuss any aspect please access our new Virtual Consultation webpage via www.sjcs.org.uk

Summary Box, Target Grade and Progress Sections

The summary box indicates how many subjects in each category

Target Grade This is the grade that each pupil is working towards. It is designed to be a challenging grade based on attainment in previous key stages, and taking into account each child's unique situation.

Progress: Under current circumstances, it is virtually impossible to provide a traditional 'predicted grade'. We have opted to instead indicate 'Progress Towards Target' and represents the teacher's view, based on all aspects of work, engagement, discussion etc.

- + indicates working ABOVE target level
- = indicates working AT target level
- indicates working BELOW target level
- x indicates a significant CONCERN

		Progress in relation to achieving Target Grade											
		Exceeding	Achieving	Below	Concern								
		1	10	3	0								
		Target Grade	Progress	Focus 1	Focus 2	Focus 3	Focus 4	Focus 5	Focus 6	Focus 7	Focus 8		
English	SM	+	Y	Y	Y	Y	Y	Y	Y	Y	Y	Excellent start with focused attention. Use SQUAD process to support writing.	
Mathematics	SM	=										Excellent class work and homework. Revise for tests.	
Science	SM	=										Y Use Seneca to support your learning.	
ICT	SM	=										Y Increase use and accuracy of topic terminology	
French	SM	-		Y	Y							Always include an opinion and why you think that	
Spanish	SM												
Geography	SM	=		Y								Use success criteria and mark schemes when preparing for assessments.	
History	SM	=										Make links between causes and prioritise them.	
Art	SM	-										Y Use flightpath criteria for tasks	
Music	SM	=										Y Find chances to do music outside of lessons	
Performing Arts	SM	=						Y	Y	Y		Y Project your voice during performances to the class.	
Product Design	SM	-										Use flightpath criteria for tasks	
PE	SM	=										Y Keep improving understanding to help performance.	
Religious Studies	SM	=										Use evidence to explain in great details	
Technology	SM	=		Y	Y						Y	Practice cooking at home to build confidence. Improve independent research.	

To best support increased progress, teachers have highlighted the following aspects:

Focus 1. Improving behaviour for learning.	1
Focus 2. Engaging in class discussion.	4
Focus 3. Seek support when needed.	3
Focus 4. Improving personal organisation	1
Focus 5. Responding to teachers marking.	2
Focus 6. Completing homework to a high standard.	2
Focus 7. Always being equipped to learn.	2
Focus 8. Increasing use of specialist terminology.	7

We hope that you find the information above useful in supporting you in your conversations around learning and progress. Should you wish to contact the school, your child's teacher, or director of learning to discuss any aspect please access our new Virtual Consultation webpage via www.sjcs.org.uk

Focus 1–8, Specific Focus & Focus Summary

As a school, we have developed a series of characteristics that have the best collective impact on a learners ability to progress. Each teacher will indicate if a particular focus area is a concern within their subject by 'Y' being displayed.

These foci are listing underneath the table.

The simple chart at the bottom of the report will summarise how many teachers have indicated a particular focus as being an issue

Progress in relation
to achieving
Target Grade

Exceeding	Achieving	Below	Concern
1	10	3	0

Target Grade	Progress	Focus 1	Focus 2	Focus 3	Focus 4	Focus 5	Focus 6	Focus 7	Focus 8	Specific Focus
English SM	+	Y	Y	Y	Y	Y	Y	Y		Excellent start with focused attention. Use SQUAD process to support writing.
Mathematics SM	=									Excellent class work and homework. Revise for tests.
Science SM	=								Y	Use Seneca to support your learning.
ICT SM	=								Y	Increase use and accuracy of topic terminology
French SM	-		Y	Y						Always include an opinion and why you think that
Spanish										
Geography SM	=		Y							Use success criteria and mark schemes when preparing for assessments.
History SM	=									Make links between causes and prioritise them.
Art SM	-							Y		Use flightpath criteria for tasks
Music SM	=							Y		Find chances to do music outside of lessons
Performing Arts SM	=					Y	Y	Y	Y	Project your voice during performances to the class.
Product Design SM	-									Use flightpath criteria for tasks
PE SM	=								Y	Keep improving understanding to help performance.
Religious Studies SM	=									Use evidence to explain in great details
Technology SM	=		Y	Y					Y	Practice cooking at home to build confidence. Improve independent research.

To best support increased progress, teachers have highlighted the following aspects:

Focus 1. Improving behaviour for learning.

1

Focus 2. Engaging in class discussion.

4

Focus 3. Seek support when needed.

3

Focus 4. Improving personal organisation

1

Focus 5. Responding to teachers marking.

2

Focus 6. Completing homework to a high standard.

2

Focus 7. Always being equipped to learn.

2

Focus 8. Increasing use of specialist terminology.

7

We hope that you find the information above useful in supporting you in your conversations around learning and progress.

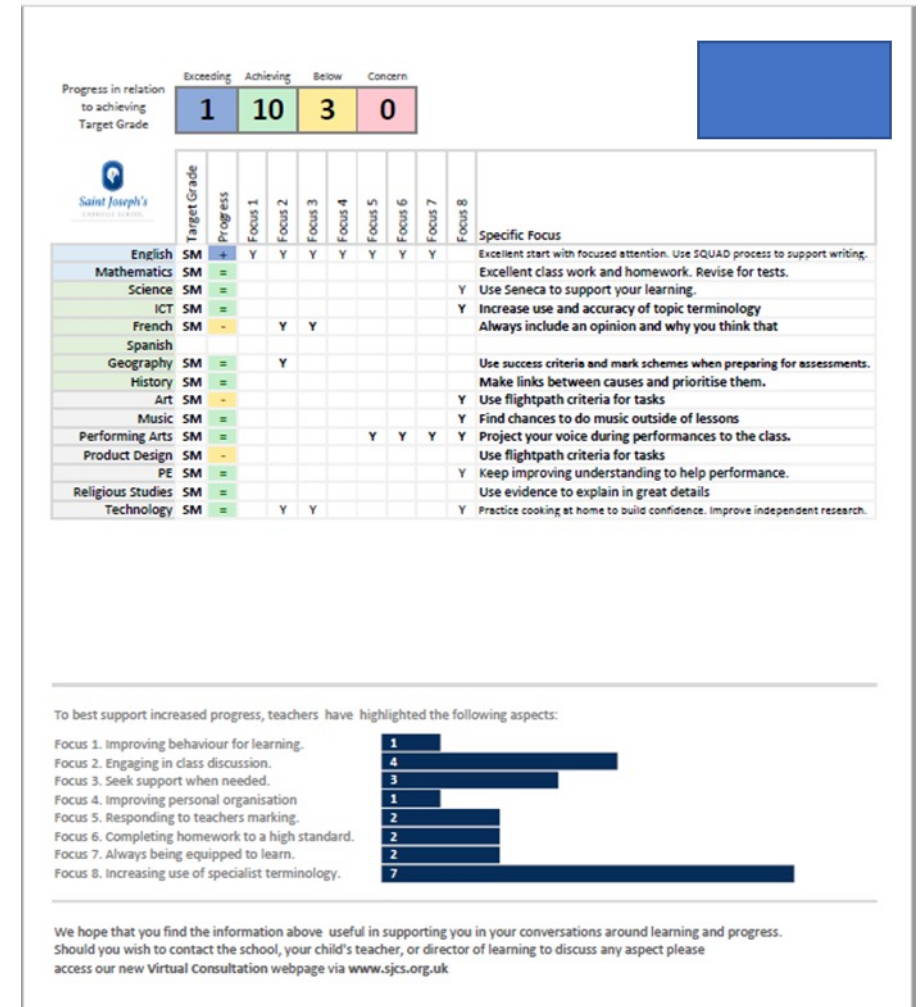
Should you wish to contact the school, your child's teacher, or director of learning to discuss any aspect please access our new Virtual Consultation webpage via www.sjcs.org.uk

In each subject area, the teacher will provide a simple outline of an area of the curriculum or a key skill that would most benefit from increased focus or improvement.



Additional Notes

At KS4, with the nature of options subjects being studied, there will be blank subject areas – your child has not taken these subjects, and this is why they have no scores/comments.





Saint Joseph's
CATHOLIC SCHOOL

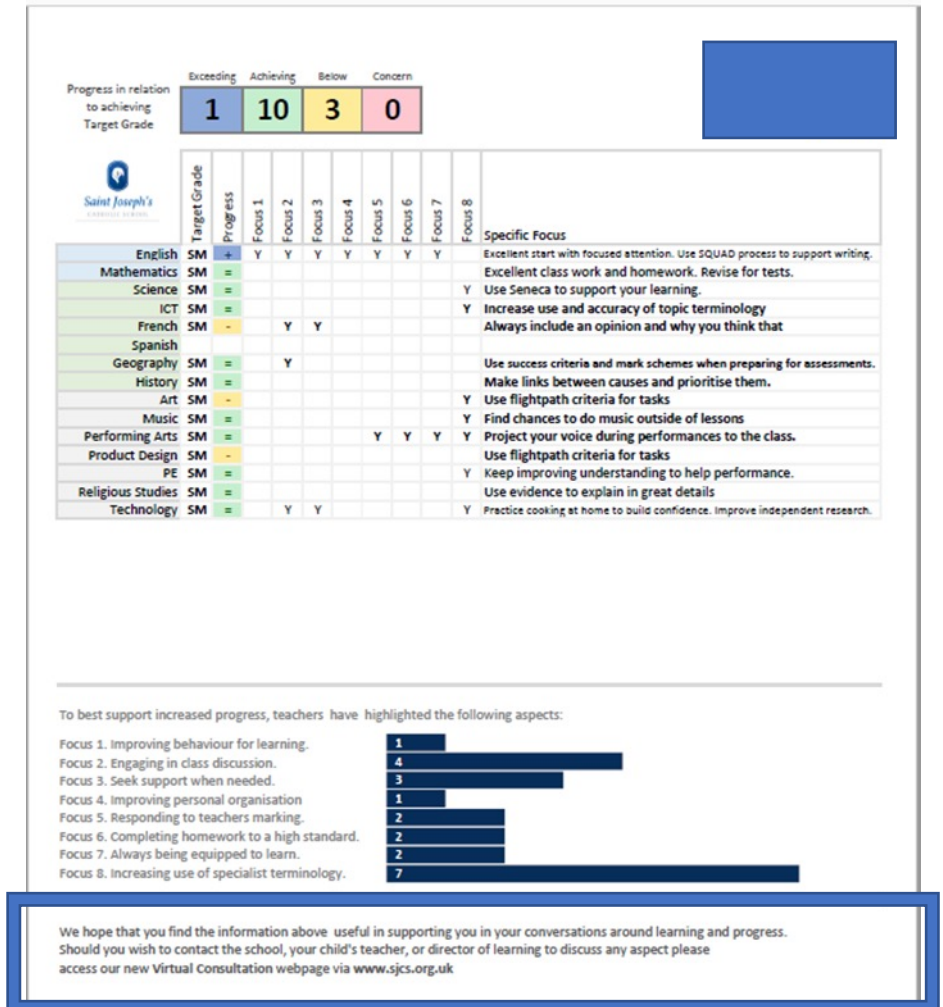
Getting in Touch

At the bottom of the report you will find details of our Virtual Consultation hosted on our school website.

Due the nature of current restrictions, we are unable to offer our usual face to face parent evenings to discuss your child's progress.

This new Virtual service will allow you to answer a few questions where you will be directed to one of a series of options:

- To simply notify us you have received your report.
- To communicate with a specific teacher in relation to the report via email





Saint Joseph's
CATHOLIC SCHOOL

Curriculum Support in Year 11

During the year, the Directors of Learning for Year 11 will monitor the progress of the student in all subjects. If we feel they would benefit from early intervention, we will, in conjunction with parents, arrange support in order to address specific learning needs.

They may be assigned a learning Mentor to help with this.

After Christmas, this intervention will continue, but will become mandatory for those students who are struggling to reach their target grades.

At least one period in Tutor time will have a revision / learning skills focus per week.



Saint Joseph's
CATHOLIC SCHOOL

Careers Support in Year 11

Careers support will be provided by Mrs. Fenwick and Mrs. Glover.

They will provide a careers interview with each student in the year, and with DoL intervention, they will make sure that each student has a destination for further study by the end of year 11.

Students will be given the opportunity to seek advice on the courses that will be suitable for them. They can access this service by speaking to their Director of Learning.



[This Photo](#) by Unknown Author is licensed under [CC BY-NC-ND](#)



Saint Joseph's
CATHOLIC SCHOOL

Important Dates

Actual dates will be passed on in September:

Mock Exams	November
Parents Evening	January
Progress Data Trawl	AP1 – End of December AP2 – March AP3 – July
Excellence Evening	



Saint Joseph's
CATHOLIC SCHOOL

Thank you for attending.

If you have any further questions , you can email them to:

Mrs. Barratt

Director of Learning, Yr. 11

sbr@sjcs.org.uk

Mr. Morris

Director of Learning, Yr. 11

cmr@sjcs.org.uk

Mrs. Nobis

Assistant Head

fno@sjcs.org.uk